

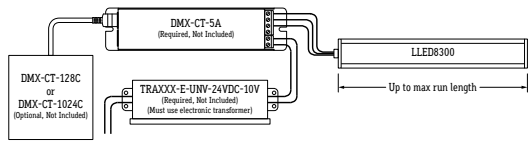
## FEATURES

- APPLICATIONS** Accent, Decorative Lighting  
**VOLTAGE** 24VDC  
**LAMP TYPE** Color Tuning LEDs  
**DIMMING** DMX-512  
**LENGTH** Built to Order  
**MOUNTING** Mounting Clips or Mounting Channel  
**VIEWING ANGLE** 120 Degrees  
**L70 LED LIFE** 60,000 hrs.  
**MAXIMUM RUN\*1** 26' (4.5W)  
 (Based on 5 amps)  
**LISTING** Dry or Wet (IP65 or IP67) Location  
 UL2108, CSA C22.2#9  
 UL8750, CSA250

## ELECTRICAL

lipLEDs is a 24 Volt system that requires a 24VDC (secondary side) transformer. The standard primary side voltage on our transformers is 120V or 277V. Consult factory for other primary side voltages. See transformer brochure for additional information.

## DMX CONTROL SYSTEM (Not Included)



DMX-CT-5A DMX Decoder is required for DMX color tuning. Set DMX address using DIP switches. Compatible with DMX-512 1990 standard protocol. See DMX-CT-5A for details.  
 DMX-CT-128C or DMX-CT-1024C DMX Controller is capable of programming specific colors and scenes via software. See DMX-CT-128C or DMX-CT-1024C for details.  
 An electronic transformer must be used to operate the DMX control system. See TRA-E brochure for details.

## ACCESSORIES (Not Included)

Click on thumbnail of accessory to see cut sheet, if applicable

**Power Connector** (#LLED8300-PC) Shrink tube included for Wet Locations

**DMX Decoder** (#DMX-CT-5A)

**Electronic Transformer** (#TRAXXX-E-UNV-24VDC-10V) (XXX = Specify Wattage)

**DMX Signal Terminator** (#DMX-RJ45-TERMINATOR)

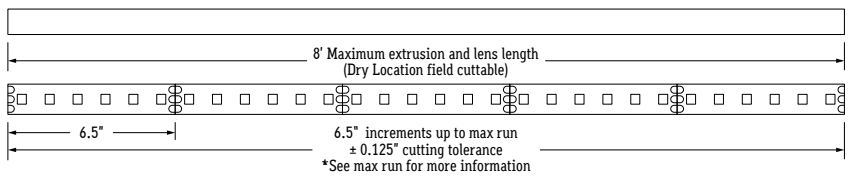
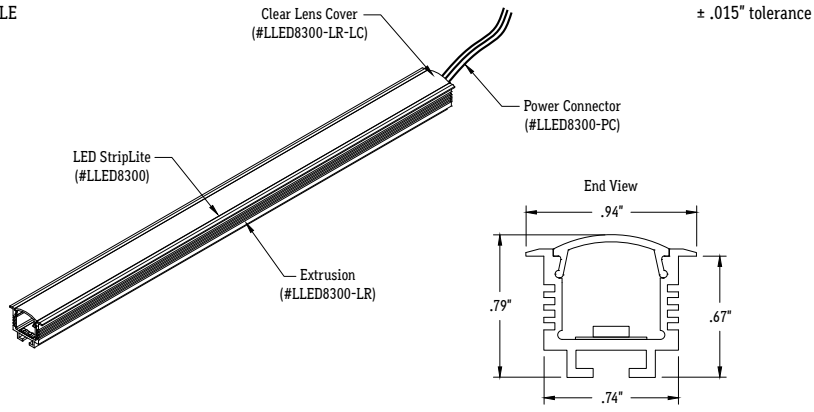
**Standard Controller** (#DMX-CT-128C)

**Color Wheel Controller** (#DMX-CT-1024C)

## LAMP SPECIFICATIONS

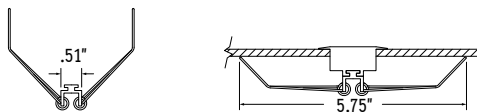
LAMP NUMBER	DESCRIPTION
LED-CT	2400K-6400K Color Tuning

NOT TO SCALE



## MOUNTING OPTION (Not Included)

Click on thumbnail of mounting clip to see cut sheet



**Spring Loaded Mounting Clip** (#LLED8300-SPR-MC)

## SPECIFY PRODUCT CODE (Use drop down menu to complete table or fill in the blanks)

LLED8300-LR - 4.5W - DMX - LED-CT

SERIES	OPTICS	WATTS PER FOOT	DIMMING	LAMP	LISTING	FINISH
Ex. LLED8300-LR	F	4.5W	DMX	LED-CT	DRY	WH
LLED8300-LR	Clear Lens (CL)	4.5 Watts (4.5W)	DMX-512 (DMX)	2400K-6400K Color Tuning (LED-CT)	Indoor (DRY)	Natural Silver (NA)*2
	50% Semi-Frosted Lens (SF)				Outdoor IP65 (WET)*3	Polished (PA) White (WH)
	100% Frosted Lens (F)				Outdoor IP67 (WET-IP67)*3	Satin (SA) Black (BK) Green (GN) Red (RD) Silver (SR)

\*1 Maximum run based on 4 amps for class II applications: 21' (4.5W)  
 \*2 Standard Finish: Natural Silver if left blank  
 \*3 Run lengths required for Wet Location products (To ensure proper seal)